



# FIRE-RATED ISOLATION GASKETS



## Integra II SSAFS<sup>®</sup> CATHODIC ISOLATION GASKETS

Patent Pending



Made in USA

ISO-9001 CERTIFIED COMPANY - FM537405

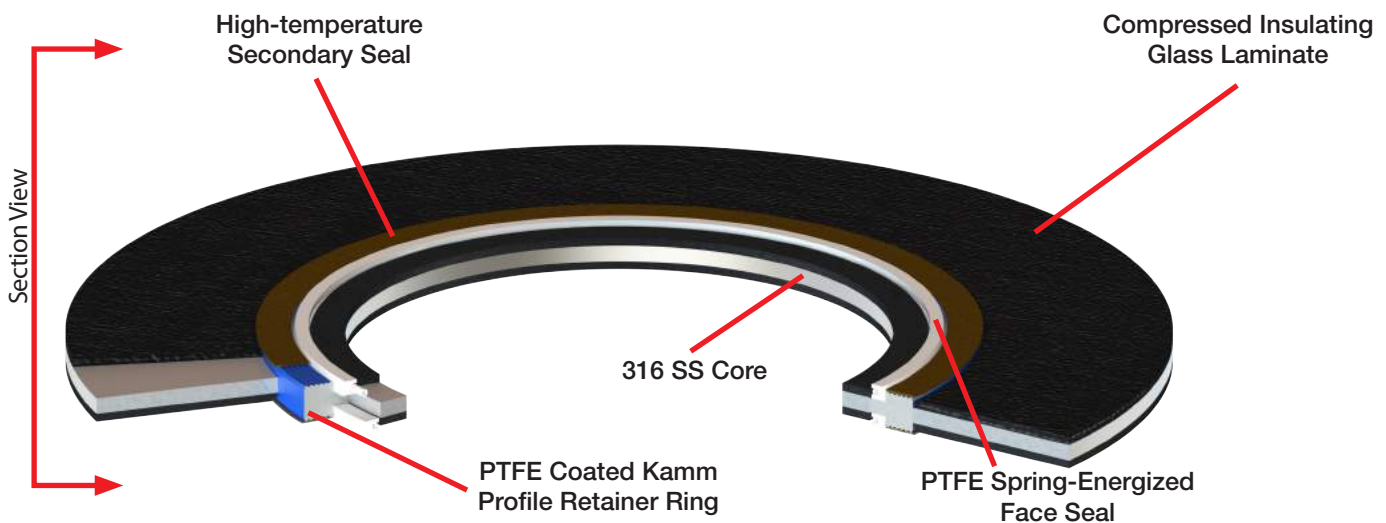


## WHAT IS INTEGRA II SSAFS® GASKET & WHY IS IT USED?

The Patent Pending Integra II SSAFS isolation gasket was created to meet the demands of our customers for a non-metallic isolating gasket that could also withstand the damaging effects of a fire. The SSAFS was built upon the proven quality and durability of the INTEGRA II SSA gasket to ensure the most dependable sealing capability; even through the severe API 6FB test. This gasket is suitable for use in all services up to and including ANSI 2500# and API 10,000# classes. Isolation Kits are available, which include the Fire Safe gasket along with

hardened-steel isolation washers coated with our unique and highly durable, proprietary coating.

The new SSAFS gasket combines the proven dependability of a PTFE pressure-energized spring seal, as the primary seal, with the high temperature sealing characteristics of a kammprofile design with a highly dielectric mineral seal as the secondary seal. The core of the gasket is 316SS with permanently bonded insulating glass laminates adhered to both faces.



### FEATURES & BENEFITS:

1. Exceptionally dependable for insulating and sealing purposes for Severe Service and Fire Safe applications.
2. Highly suitable for all severe service applications up to and including ANSI 2500# and API 10,000# classes.
3. Zero-free leaks for high sulfur content crude oil or H2S gas fugitive emissions, proven through multiple applications.
4. Incorporates high temperature sealing characteristics of kammprofile with a highly dielectric mineral secondary seal.

### APPLICATIONS:

1. Critical Fire Safe Applications
2. Flange Isolation with true cathodic protection.
3. Isolating between flanges of dissimilar metals to prevent galvanic corrosion.
4. Wellhead isolation from inter-connected flow lines.
5. Mating mismatched dissimilar flanges.
6. Eliminate turbulence and flow-induced erosion between ring-joint (RTJ) flanges.
7. Protect against corrosion on uncoated or scarred flange faces.
8. To seal between flanges subjected to vibration/cavitations.
9. Eliminate corrosion from forming in the cavities between RTJ flanges where intense modes of hostile chemicals may be present.



## API 6FB TEST PROCEDURES

The API 6FB test is designed to measure the total leakage from a flanged connection over the duration of burn and cool down periods; and when re-pressurized. The assembly is monitored for leakage throughout the test, and it must not exceed an API prescribed leakage rate.

During the test, a fire is applied by a series of burners directing fire onto the assembly while it is pressurized to 75% of operating pressure. The flame temperature is monitored by a series of thermocouples inside the flame, and the flange temperature is monitored by evenly spaced calorimeter cubes measuring 1.5" and made of carbon steel. The test requires the flame temperature to reach 1400° F within 2 minutes and the calorimeter blocks to reach an average temperature of at least 1200° F within 15 minutes of fire ignition. After the 1200° F minimum is reached, the temperature must be maintained above this point for the remainder of the burn period.

At the end of the 30 minute burn period, the fire is shut off, and the assembly is allowed to cool while maintaining pressure. Once the assembly has cooled to 212° F or less, it is then re-pressurized for a minimum of 5 minutes.

## SSAFS API 6FB TEST RESULTS

According to the API standard 6FB, non-bending, on-shore or open off-shore fire test, the SSAFS Gasket Kit was able to maintain a Fire Safe connection throughout the entire test. The measured leakage rate during the burn and cooldown periods was 13.63 ml/min compared to an allowable leakage rate of 24.73 ml/min. The measured leakage rate during the re-pressurization period was 0 ml/min.

The test was performed with a 6" 300# Integra II SSAFS Gasket Isolation Kit with G10 sleeves and coated hardened-steel washers. The flanges were standard 6" 300# made of carbon steel, and the hardware was standard B7 studs with 2H nuts.



### Fire Test Report

In Accordance with

**API Standard 6FB, Third Edition**

Performed for

**Advance Product & Systems Inc.**

---

6 inch Class 300  
Integra II Fire-Rated Isolation Gasket  
CS Flange/ B7 Studs/ 2H Nuts  
Dielectric Sleeves/ Coated Hardened Steel Washers

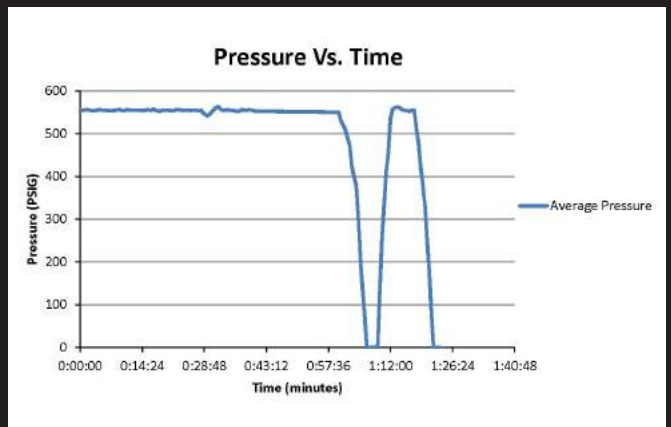
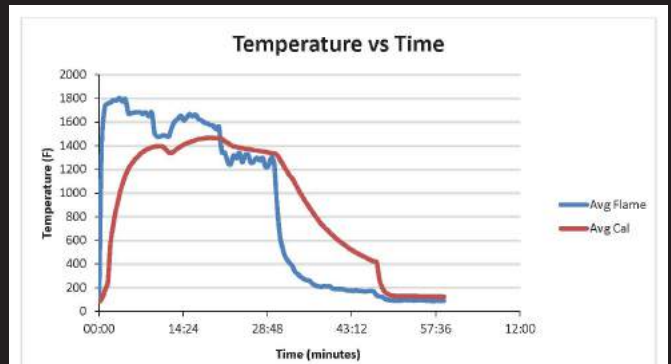
Start Date: October 28, 2015  
End Date: October 28, 2015


---

Performed by

**United Valve**

9916 Gulf Freeway  
Houston, TX 77034  
Phone: 713-944-9852  
Fax: 713-944-5964  
[www.unitedvalve.com](http://www.unitedvalve.com)





**G-10 Standard SSA S/S Retainer Material Specifications**

**NEMA Grade**  
Compression Glass-Reinforced Epoxy Laminate Material:

Compressive Strength .....	66,000 PSI
Dielectric Strength .....	800 VPM
Max. Continuous Operating Temp .....	302° F (150° C)
Water Absorption .....	0.04%
Flexural Strength.....	65,000 PSI
Tensile Strength .....	51,000 PSI
Bond Strength.....	2,600 lb.
Shear Strength .....	22,000 lb.

**G-11 Optional SSA S/S Retainer Material Specifications**

**NEMA Grade**  
Compression Glass-Reinforced Epoxy Laminate Material:

Compressive Strength .....	58,000 PSI
Dielectric Strength .....	550 VPM
Max. Continuous Operating Temp .....	400° F (205° C)
Water Absorption .....	0.08%
Flexural Strength.....	58,000 PSI
Tensile Strength .....	41,000 PSI
Bond Strength.....	2,200 lb.
Shear Strength .....	21,200 lb.

**Seal Material**

The sealing element is intended to provide a non-penetrating barrier through which no restricted retained matter or other substance can pierce; as a result, the glass composite retainer material permanently holds the seal in place in a static, fully encapsulated manner. Dual spring energized PTFE seals are available for very high pressures or large diameter flanges.

**Standard PTFE Seal Material:** PTFE (Spring-Energized)  
Designed for multiple applications: A radial load is provided by the helical wound spring. Encapsulation in the seal groove eliminates creep or cold flow. This PTFE spring energized sealing element is manufactured from a special formulated PTFE material which is machined with a wider surface area promoting a constant seal.  
Temperature Range: -425° F to 450° F (note: gasket material is limiting factor)

**High Temperature Secondary Seal Material: Phyllosilicate**  
Designed for general oil and gas applications: This sealing material is used for maintaining a durable seal in the event of a fire  
Maximum Temperature: 1292° F  
Dielectric Strength: 635 V/mil  
Tensile Strength: 20,300 psi

**Insulating Sleeve Options**

- G-10** - Glass-Reinforced Epoxy tubing is suitable for continuous exposure to 350° F. This material is an epoxy laminate that offers excellent resistance to crushing, cracking, breaking and thread pinch.
- G-11** - Glass Reinforced Epoxy tubing is suitable for continuous exposure to 400 °F. This material is an epoxy laminate that offers excellent resistance to crushing, cracking, breaking, and thread pinch.
- Mylar** - Spiral wound Mylar is a general-purpose material recommended for bolting applications with flange temperatures below 300 °F. This material has generally fair resistance to crushing, cracking, breaking and thread pinch.
- Nomex** - Spiral wound Nomex tubing is suitable for continuous exposure to 450 °F. This material has a dielectric strength of 550 V/mil, and has generally fair resistance to crushing, breaking and thread pinch.

**Isolating Washer: Coated, Hardened Steel Washer**  
Designed for multiple applications, and to withstand torque and dielectric requirements. Coating offers excellent resistance to crushing, cracking, and breaking. The steel washer is made from Grade 1050 and heat treated per ASTM F436.

## ISOLATION GASKET TECHNICAL SPEC

The gasket and its components for use on pipes containing water, aqueous fluids, oil, sour or natural gas, shall be manufactured as follows.

The gasket shall provide isolating and sealing between two flanged connections. The gasket, Integra II SSAFS, .274" compressed thickness, with a 316 Stainless Steel core and NEMA grade G-10 or G-11 fiberglass reinforced laminate permanently bonded to both sides, shall contain a precision machined groove to provide a controlled compression of an engineered PTFE spring energized seal. The PTFE seal shall be located so as to provide sealing for either flat, raised or RTJ face flanges, and also shall be pressure and spring energized. The gasket

shall also contain precision machined and PTFE coated kammprofile serrations on both side with a Fire Safe phyllosilicate seal covering each. The placement of the kammprofile serrations shall provide Fire Safe protection for either flat, raised, or RTJ face flanges. The fiberglass reinforced laminate shall have a dielectric strength of 800 V/mil (G-11: 550 V/mil) and a maximum compressive strength of 66,000 psi (G-11: 58,000 psi). The gasket ID shall have a diameter that matches the flange ID in which it is installed. The gasket shall have a max operating temperature of up to 302 °F with G-10 laminate (400 °F with G-11).



## GASKET ISOLATION KIT

Coated, Hardened Steel Washers

Accompanying the Integra II SSAFS Isolation Gasket are our hardened-steel isolation washers coated with our unique and highly durable, proprietary coating. This coating exhibits exceptional dielectric strength and is tough enough to withstand the required torque applied. These washers also help to prevent torque loss during the burn period of the API 6FB fire test.

These washers are not only useful for Fire Safe applications but are also available and beneficial for use with our other isolation kits. All coated steel isolation washers are reversible and can be installed in any direction, which eliminates the potential of a backwards installation.

## MECHANICAL PROPERTIES

1. Steel Washer:
  - a. Material per ASTM F436
  - b. Hardness: HRC 38 – 45
2. Coating:
  - a. Durable, proprietary blend to provide excellent corrosion resistance along with exceptional abrasion resistance.
  - b. Low Coefficient of Friction
  - c. Dielectric Strength: 875 V/mil
  - d. Minimum Operating Temperature: -100° F
  - e. Maximum Temperature: 400° F

## ISOLATION TEST RESULTS

1. Double Washer configuration installed on unpainted flange.
  - a. Flange – Flange Resistance:
    - i. Initial 28 GOhms
    - ii. 1st Bolt-up 650 MOhms
    - iii. 2nd Bolt-up 550 MOhms
    - iv. 3rd Bolt-up 605 MOhms
  - b. Flange – Bolt Resistance:
    - i. Initial 137 GOhms
    - ii. 1st Bolt-up 64 GOhms
    - iii. 2nd Bolt-up 57 GOhms
    - iv. 3rd Bolt-up 51 GOhms



ISO-9001 CERTIFIED COMPANY

## TO ORDER A COMPLETE FIRE-RATED INSULATING GASKET KIT PLEASE SPECIFY THE FOLLOWING

1. Flange Specification  
(ANSI/ASME, API, MSS SP44, BSI or Din Standard)
2. RTJ or Raised Face
3. Nominal Pipe Size, Pressure Rating and Bore Size
4. Operating Pressure, Temperature and Media
5. G-10, G-11, Mylar, or Nomex Sleeve Material

## OTHER PRODUCTS AVAILABLE

- Standard Isolating Gasket Kits
- Kleerband<sup>®</sup> Flange Protectors
- Radolid<sup>®</sup> Nut & Bolt Protector Caps
- Casing Spacers and End Seals
- Innerlynx<sup>®</sup> Modular Mechanical Seals
- Monolithic Isolators
- Foreman Nite Caps - temporary pipe plugs
- UBolt-Cote<sup>®</sup> & Atlas Pipe Support<sup>®</sup> Pads



### ADVANCE PRODUCTS & SYSTEMS, LLC

P.O. Box 60399 • Lafayette, Louisiana 70596-0399  
800-315-6009 • 337-233-6116 • FAX 337-232-3860  
e-mail: sales@apsonline.com • Website: www.apsonline.com

Note: Please contact your distributor or the factory for prices.

Distributed by:



Made in USA

Advance Products & Systems, LLC is not responsible for errors printed in this brochure.

Advance Products & Systems, LLC shall repair or replace (within the limitations of such applicable express written warranty as may be issued by it) any product or portions thereof, which prove to be defective in workmanship or material for a period of 12 months from shipment date. The foregoing in lieu of all warranties, express or implied, and all other obligations or liabilities on the part of APS, on account of the product which it may sell. In no event shall APS be liable for consequential or special damages: nor except as it may otherwise specifically agree in writing, installation, or other work which may be done upon or in connection with the product by APS/ the distribution / dealer or others. THE LIMITED WARRANTIES PROVIDED IN THIS AGREEMENT AND THE OBLIGATIONS AND LIABILITIES OF APS ARE THE ONLY WARRANTIES MADE BY APS AS TO THE PRODUCT. APS MAKES NO EXPRESS OR OTHER IMPLIED WARRANTIES, BY COURSE OF DEALING, USAGE OF TRADE, MERCHANTABILITY, FITNESS FOR A PARTICULAR USE (WHETHER GENERAL OR SPECIFIC), OR OTHERWISE.

The "FS" or "Fire Safe" designation denotes only that this gasket has successfully passed the API 6FB fire test. Due to the fact that every fire is unique and many uncontrolled variables are present, no other claims regarding suitability or performance in a fire are made. Each designer, user and/or operator will need to assess their individual situation when deciding to install FS style gaskets. \*\*PATENT PENDING

REV 010518